

PATIENCE CORNERS


TAN

Cut four 4 1/2" squares

AUTUMN FABRIC

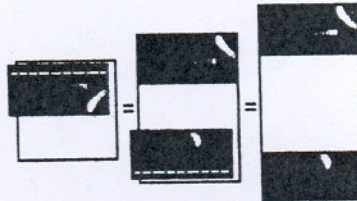
Cut six 2 1/2" x 4 1/2" rectangles

Cut two 2 1/2" x 8 1/2" rectangles




This block will be put together in two halves.

1. Sew two 2 1/2" x 4 1/2" rectangles to opposite sides of a tan 4 1/2" square. Make two of these.




2. Sew one 2 1/2" x 8 1/2" rectangle to each piece from #1.




reverse photos

3. Sew one remaining 2 1/2" x 4 1/2" rectangle to each remaining 4 1/2" square.



4. Sew pieces from #2 to pieces from #3 as follows:



5. Sew halves together to form the block.