

HERRING RUN QUILTERS' GUILD

Volume 20 Issue 1

March 2008 Coordinator's Letter

Dear Herring Run Quilters,

Dear Herring Run Quilters,

Many years ago a good friend shared her philosophy, "Do what makes your heart sing", as you make your way through life. Last Saturday as I sat with many of you sewing quilts for charity I felt her wisdom resonating through the hall. How fortunate we are to be part of a tradition that brings comfort and warmth to so many...children and adults less fortunate than we are, our family members and our friends...all the people who are touched by our quilts. Thanks to the forty two members who participated on Saturday and special thanks to Joyce Archer and Janie Matthews for organizing the event so beautifully. Thanks, also to those of you who were not there on Saturday but may be sewing charity quilts at home. I am sure we will have a large number of completed quilts to present to social worker, Elaine Thurburg from Weymouth DSS at our June meeting.

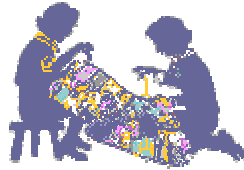
In the next few weeks guild members will be called upon to help with another cause, leadership for the 2008-2009 Herring Run Quilt Guild year. Sharon Lee Noble and her nominating committee will be looking for a new 1st year coordinator and a new secretary. Hopefully their job will be an easy one and members will agree to fill the spots. We will also be looking for individuals to take on the committee chair jobs. Think of these positions as yet another way to "make your heart sing" and help out. It is a wonderful way to get to know fellow guild members better.

Best wishes to all from,

Penny

HRQG Board

2007-2008



Coordinators:

| | |
|--------------------|----------------------------|
| Coordinator | Penny Myles 781-749-1989 |
| Vice Coord. | Sharon Noble 781-659-9339 |
| Treasurer | Sue Hart 781-871-2467 |
| Secretary | Clare Corbett 781-843-2968 |

Committees:

| | |
|--|--|
| Block of the Month | Joan Palmer |
| Charity | Jane Matthews Joyce Archer |
| Historian | Ellen Patroliia |
| Hospitality | Joy Lavery Olivia Baldwin |
| Library | Pat Sudimack |
| Membership | Janet Bernault |
| Monthly Raffle | Sheila Barry Christine Moriarty |
| NE Quilt Museum Representatives | Betsy Jackson Ena Flynn |
| Newsletter | Debra Hayes |
| Website Manager | Anne Marie Stanton Mary Ann Karpinski |
| Workshop Programs | Betsy Jackson |

2008 Quilt Show:

| | |
|--|-----------------------------|
| Show Committee Co-Chairs | Nancy Robertson Sue Hart |
| Raffle Quilt Chair | Maureen Anderson |
| Quilt Raffle & ticket sales | Lynn Anastos |

Editor's Corner: Mea culpa: all newsletter submissions are edited for clarity and length. Please contact me:

Debra Hayes
94 Tower Rd.
Hingham, MA 02043
781-741-8692
debhayes@comcast.net

Herring Run Quilters Guild Meetings:

Held on the first Saturday of the month (except for our September and December meetings), at **9:30 am**. There are no meetings in the months of July and August. We currently meet at the United Hill Methodist Church in Norwell.

Remaining meeting dates: 2008
Mar. 1st, Apr. 5th, May 3rd, June 7th.

With many thanks to our website managers: Anne Marie Stanton and Mary Ann Karpinski your can now check us out on the World Wide Web: www.herringrunquiltguild.com

HRQG Meeting Minutes

Submitted by Clare Corbett.

December 2007, January and February 2008

Block of the Month: Joan Palmer has captured the winds of creativity in her quilting sails as she steers a steady course stem to stern, and we navigate the final leg of her gorgeous quilt. (I don't know, too corny? Well, she is our consummate cruiser and did just return from another quilting cruise!) Remember if you complete all the BOM, Joan will provide you a copy of the original quilt and finishing directions.

Charity Quilts: Jane Matthews and Joyce Archer would like to take this opportunity to thank each and every one of you who made our Charity Quilt Workshop a success. We were joined by 42 of our fellow members who worked together and took on whatever job was required without being asked. At the end of the day three complete quilts were made, several quilt tops were put together and many other quilts went home in various stages of completion. Thanks, again for joining us on Saturday.

Well, Jane and Joyce, right back at you!
Many members e-mailed me as they requested you two be acknowledged for all your hard work, organizational skills, care and feeding of 42 hungry quilters!
Everyone had a wonderful time, so kudos to both of you for making charity day a resounding and satisfying success.....


Reality check: Our June meeting will include a social worker from the Department of Social Services. They have been recipients of our quilts and will discuss department needs and how the HRQG quilts have been used.

2009 Get-a-Way WEEKEND: Denise Fitzgerald and Kathy Rich have agreed to co-chair.

Hospitality: Please do not forget to participate and bring in your favorite goody.

Library News: Our Librarian, Pat Sudimack has requested that we please return any borrowed items so that other members might enjoy.

This Month's Member News Patchwork: Brings us a delicious almond tart from the kitchen of Mary Nagle and special requests from members Kate McCue-Day and Charlene Schultz.



Mary's Almond Fruit Tart

Dough:

- 1 stick of butter
- ½ cup of sugar
- 1 tsp vanilla extract
- ½ tsp almond extract
- 1 ½ cups of flour
- 1 egg yolk
- ½ cup toasted slivered almonds

Filing:

- 8 oz of cream cheese
- 2 tbsp of sugar
- 1 tsp almond extract

Topping:

- Any fruit- strawberries, kiwi, mandarin oranges, blueberries.
- ½ cup apricot jam
- 1 tbsp water

Preheat oven to 375.

Toast almonds in oven for a few minutes, watching carefully so they don't burn. Let cool. Mix all dough ingredients EXCEPT FOR ALMONDS, in a food processor until a dough forms. Mix in almonds by hand. Pat into an 11 inch tart pan and prick dough with a fork. Bake 10 minutes until golden brown. Let cool for a few moments and then remove the outer ring of the tart pan. Mix all filling ingredients in a food processor and spread over cool tart shell. Slice fruit and arrange on top of tart filling. Place apricot jam and water in a small pan on stove. Using low heat, warm stirring constantly until melted. Let cool and brush over fruit.

Kate McCue-Day teaches at the Chapman Middle School in Weymouth. She leads a group of 5th, 6th, 7th, and 8th graders who make charity quilts. She could use some extra hands (many hands make light work) in assisting the students at the school on Friday April 18th, from 9 am to 2 pm. Please contact her at home: 781-335-6130; we look forward to her girls coming to a future guild meeting!

Charlene Schultz has once again organized a gorgeous appliqué bird themed quilt to be auctioned to benefit the Audubon Society. Several blocks still need stewards. Blocks are due back to Charlene in April. Border sections due in May. Please see Charlene if you can assist in this very worthy project.

Membership: We'll be really focusing on dues payment in May and June. If you no longer have the time or your interest has waned please let Janet know that you will not be returning.

New England Quilt Museum News:

Submitted by Ena Flynn & Betsy Jackson

Current Exhibition

PUZZLED & BOARD

JANUARY 19–MARCH 29, 2008

A juried quilt exhibition featuring quilts inspired by puzzles and board games opens on January 19 at the New England Quilt Museum and continues through March 29, 2008.

Curated by Nancy Halpern and Anita Loscalzo, it features unique and witty quilts juried from a national and international selection of entrants. Bee's Puzzle, by Harumi Iida of Japan, uses a popular hexagon shape reminiscent of traditional Grandmother's Flower Garden quilts, set against a pale blue ground laced with shibori dyed fabrics. In contrast, Susan Else of Santa Cruz, CA has entered a whimsical, larger than life three-dimensional chess set on a velvet board, titled Your Move, that she says "is a lot of fun and can actually be played!" Cleverly using mini trucks and cars as game pieces,

Nancy Crasco of Brighton, MA presents more somber renditions of "games" with her Playing for Oil and Construction Consumption entries. Nancy Howard of Cambridge, MA and Kate Themel of Cheshire, CT re-interpreted the popular "Sudoku" puzzles replacing numbers with multi-colored fabrics in solving their quilt puzzles. Anita Karban-Neef of Cary, IL and Pamela Manahan of Malden, MA chose to portray life events, through their quilts Life Puzzle-Pieces of my World and The Diet Game.

Throughout this exhibit there are surprising visual interpretations of our favorite childhood games presented in the unexpected yet comfortable quilted format that makes one want to play.

On Saturday March 1, at 1 pm, Nancy Halpern presents her lecture Nancy on Nancy. She'll delight quilters with insights into her own personal style and how she creates her famous breathtaking quilts.

Sunday March 2, 10-4 pm, Nancy holds her workshop, Amaze Yourself. Nancy created this "No-Sew" design workshop especially for our Puzzled & Board exhibit. Students design unique maze blocks that can be twisted and turned several ways to create their individual maze like quilts. Basic pattern and inspiration included.

Support for this exhibition is provided in part by [Rising Star Quilters Guild, Inc.](#)

Arlington, MA.

Regular museum hours are 10 AM to 4 PM Tuesday through Saturday (year round) and Sundays 12 to 4 PM (May through December only). Beginning in January and continuing through April, the museum will be open on the 4th Friday of each month until 8:00 PM - and 4th Friday evenings will be FREE from 4-8PM. Admission is \$5 for adults, \$4 for students or seniors. Museum members are admitted free. Handicapped parking is available. Guided group tours, catered luncheons and group rates are all available with reservations.


www.nequiltmuseum.org

Newsletter: to avoid ever increasing mailing costs, members who normally receive their newsletter by mail can reserve a copy be brought to the meeting in their names. The more content added to the newsletter in turn increases paper, copying and postage costs.

Quilt Show News: Submitted by Nancy Robertson and Sue Hart.

Nine months may seem like a long time, but if you've ever had a baby, or known someone who has, you know that time can fly by. That's about how much time we have before the 10th Herring Run Quilters' Guild Quilt Show, so keep those needles flying! The Show Committee has met and there are a few things we have to do right now, but most of the work will come later. Here are a few things you can do, besides finishing your quilts:

- Decide which quilts you plan to enter [as of now the limit is 3, plus a challenge] and be thinking of the story of your quilt which will be printed in the show book and next to your quilt. Also, remember to give credit, if warranted, for the design if you've used someone else's design or been inspired by someone else's design. Make sure your quilts all have 4" sleeves and your name is sewn onto the back [not pinned].
 - Think about where you would like to help during the show. We need all hands on deck to do everything from setting up to cleaning up and everything in-between. Soon we will have sign-up sheets for specific jobs and times and will expect everyone to help out.
 - Joyce Wentland is organizing demonstrations and lectures for both days and would like suggestions from you - maybe you'd like to be a presenter, or you know someone who would like to present something. Please contact Joyce at wentland@bc.edu or 781-782-3370.
 - Be thinking of what you might like to sell at the Boutique. The guild takes 15% of each sale and you get the rest. Smaller things sell best.
 - Be thinking about something you might donate to the silent auction. All proceeds go to Breast Cancer Research.
- Think of places the raffle quilt might be shown and tickets sold. It made \$500 in 2 days at the house tour in Hingham. Also, don't forget to sell your share of raffle tickets. There are postcards available with its picture, plus it's on the website. Try emailing it to your far away friends too, to see if they'd like a ticket.
 - You can notify Kathy Rich at jrichranch@comcast.net or (508) 473-7863 if you have suggestions for vendors.
 - You can notify Sue Hart at svhart@comcast.net or (781) 871-2467 if you know someone who'd like to get an ad into our program book.
 - You can be working on your "10" challenge quilt.
 - If you have an antique or interesting old quilt, you might think about lending it to the show for the "bed turning". This is where we have a "bed" piled with quilts, and every so often [scheduled] someone talks about the quilt on top, and then turns it so the next one shows, etc. Each session lasts about 15-20 minutes which people seem to like.
 - We are still in need of someone to volunteer to head the refreshment/vendor lunch portion of the show. This would involve organizing the food we sell and those who sell it, and arranging both days for a lunch for the vendors [it can be pizza, take out sandwiches, etc.] You can get as many folks as you like to help, but we need someone to be in charge. Please call Sue Hart [# above] or Nancy Robertson (781) 545-8295 nancyrobertson@verizon.net if you'd be willing to do this; there is an info packet to help you as well.



Lynn Anastos is our raffle ticket master

A special message from Lynn:

The following members have not picked up their two books of tickets for the raffle quilt. Our hope is that every member will sell the minimum of two books. Someone will be at the Saturday meetings to give you your tickets. If you cannot make meetings, please have a friend pick them up for you. I know at least one person is in Florida for the winter and there may be more. I could mail them to you, but if everyone asked for that, it would add up in postage.

Please contact me at c.anastos@comcast.net to let me know how - and when - you plan to get your tickets. (Please note Lynn's new e-mail). Many thanks!

Now for the list - I have been over it carefully - I hope there aren't any mistakes!

Stephanie Arnold
Dorothy Cate
Diana Charles
Dianne Cirsuolo
Sue Conant
Mary (Sis) Connolly
Marion Connors
Joanne Coughlin
Kelly Cummings
Angela Curry
Nancy DeAngelis
Eleanor Edwards
Georgette Floyd
Kathy Franzen
Claire Garvey
Martha Getchell
Beverly Giglin
Cheryl Higgins
Linda Johnson
Wanda Johnson
Lynn Ann Laffan

Nancy Lamontagne
Beth Lane
Eileen Linn
Barbara Lundin
Cynthia McCloskey
Marcia McGurr
Anne Murphy
Patricia O'Leary
Marcia Oster-Rowland
Sandra Pollock
Martha Rashleigh
Dorothy Sime
Helene Soini
Elizabeth Studley
Maureen Thompson
Claire Watts

Show & Tell: check out the photo's on the World Wide Web. Don't have a computer? Visit your nearest library to take a peak!

Treasurer's Report: The treasurer's report will no longer be included in the newsletter. Sue Hart will have copies of the report available at our meetings for your perusal.

Website Review: Please see one of our fab website designers to submit interesting links, your gorgeous quilt photos, or any other ideas to make our new website grand!

Workshops: HRQG Programs for spring 2008: **March 1st** will feature Vivien Sayre, well-known quilt historian and documentation expert. Her afternoon workshop will be a hands-on event with participants learning more about dating fabric, quilt styles and quilts themselves. We still have a few openings for this session, just fill out the coupon below and mail it to Betsy with your payment.

April 5th we welcome Maria Lage back to our guild. Her lecture topic is "Stitching it all together", designed to give the audience tips and techniques on how to assemble a quilt, from start to finish and useful tools for marking the quilt top along with binding techniques. Her afternoon workshop is fully subscribed. A materials list will be available at the March meeting.

May 3rd will bring Sue Weeks to our guild. She will speak about Japanese quilt art. Her afternoon workshop on Sashiko beading has a few openings. Use the enclosed coupon and mail it off to Betsy with your payment if you're interested. As always, first come

June 7th will be our annual yard sale and closing luncheon. We will be spending the meeting portion getting our Quilt Show ducks lined up. Much more on that later!!

| | |
|---|--|
| March 1, 2008 Vivien Sayre Documenting Quilts Fee: \$25.00 Name _____ Email Address _____ Send to: Betsy Jackson 45 Simon Hill Rd. Norwell, MA 02061 | May 3 rd , 2008 Sue Weeks Sashiko Beading Fee: \$30.00 Name _____ Email Address _____ Send to: Betsy Jackson 45 Simon Hill Rd. Norwell, MA 02061 |
|---|--|

For sale: Great Sewing Machines looking for new owners.

Husqvarna Viking Rose, recently cleaned and tuned, looking for new owner to enjoy many years of sewing, quilting and embroidery. This machine is in great condition, and ready to use. Features many utility, decorative and quilting stitches, as well as a full alphabet and numerals. Complete with hard case, embroidery attachment/hoop and card, accessory tray, large clear sewing/quilting extension, original presser feet and buttonhole attachment. This is one of the most versatile machines in the Viking line. Asking \$1000, but will consider reasonable offer. Additional embroidery cards also available separately.

Almost New-Husqvarna Viking Sapphire 850- one of the newer models with an extended sewing surface, featuring a graphic display with many utility, quilting and decorative stitches, alphabets and buttonholes, dual lights, built-in—needles threader, self-adjusting thread tension, memory capability and stop and fix functions. Original presser feet and hard case included. Must see at a great price for a great value! Asking \$1200, but will consider reasonable offer.

I am selling these machines because I bought another new one on impulse, and although one can never have enough fabric, there is a limit to how many machines one needs.

If you are interested, or want more information, please contact Patti Gorman:
 home: 781-585-3941, cell: 781-820-9978 or
 Email: gormom724@yahoo.com

Vintage Necchi Lelia 513 sewing machine. In walnut cabinet along with matching chair (seat opens for storage). Also includes original manual, extra bobbins and original case filled with attachments and accessories. Machine has probably been used about 12 times. Asking price \$100. Please contact Donna Abbadessa. 781-383-6896 or dabba@bu.edu.



Around town and far away:

Now playing at The Art Complex Museum in Duxbury: ***Rooted in Tradition: Art Quilts from the Rocky Mountain Quilt Museum.***

Chronicles the history of the art quilt movement from 1980 through the present and brings the quilt decisively from the bed to the wall. The quilts in this collection reflect the change from the traditional craft of quilt making based on the repeated block to the free spirited, sometime edgy art form of today.

Exhibit runs from May 4th to September 7th.

Call 781-934-6634 for more information.

Thimble Pleasures Quilt Guild 7th Biannual Show

3/29-3/30/2008, Saturday & Sunday 10-4

The show will be held at Nipmuc Regional High School, 90 Pleasant St. (off Rte 140) in Upton, Ma. Our show will feature: 180+ works by members, raffle quilt, silent auction, vendors, boutique, door prizes, round robin exhibits, slice quilts exhibit, journal quilts exhibit and boxer shorts exhibit to benefit Prostate Cancer Research.

Admission is \$ 5; tickets for groups of 10 or more purchased in advance are \$3. Please contact Joyce Gilmore, bjgilmore@comcast.net for advanced ticket sales. Parking is free and wheelchair accessible.

For additional information please contact: Kathleen Murphy: 508-634-3112 or quiltsonmuch@aol.com.

Web site link: www.thimblepleasures.org

Crosstown Quilters of Weymouth announce their Spring Quilt Show: ***May Baskets.***

May 2nd & 3rd, 2008.

Friday 11am-8pm

Saturday 9am-3pm

Pilgrim Congregational Church

Athens Street

North Weymouth.

Please see Tracy Mackenzie for additional information.

Check out this website:

Kerry Adams Design

Eye Candy Fabric-Innovative Prints

kerryadamsdesign@cs.com

Kerry Adams Design

28 South Street Hingham, Ma 02043

781.749.8449

eBay Seller: zeetzeet

eBay store: FABRIC CONNECTION

How about a little road trip to Churchtown, Pa!

Eastern Lancaster County's Historic Poole Forge will present "***Quilts in the Mansion***" on March 24-30th, 2008. This unique display will feature over 35 quilts from Lancaster County, dating from the mid 1800's to the 1950's, on two floors of the old Iron Master's Mansion. Many of these quilts are still in the families of the original quilt makers, and their wonderful stories have been passed down with the quilts.

Historic Poole Forge is in the village of Churchtown, 3 miles east of Blue Ball, home of Shady Maple on RT. 23, and 4 miles west of Hayloft Fabrics in Morgantown. The property dates back to the 1700's and includes an 1849 covered bridge. It is a picturesque park setting along the Conestoga River.

The show runs March 24-30th, 2008 Mon-Sat from 10 am to 4 pm. and Sunday 1-4pm. The \$5 admission goes directly towards the restoration of this very special treasure of Lancaster County. For questions concerning the show please contact Barbara Garrett at 610-469-6048 or bgarrett421@comcast.net or visit the website at www.historicpooleforge.org (I think this show might be at the same time APQS show in Lancaster, PA.)



On the lighter side: Jennifer Brown's Mystified Quilting Questions for the Universe- Winter 2008

1. Why does it take so much less time to buy fabric than to make a quilt?
2. Why do pins disappear into carpeting until you forget your slippers?
3. Why is the fabric at the pointy part of the ironing board always the part that is most in need of ironing?
4. Why does ones enormous stash of fabric rarely have exactly the fabric one needs for any particular quilt?
5. Why does every new quilt book imply that it will enable you to complete quilts faster? They have a kit inside?
6. Why are threads so hard to undo when one needs to remove them, and yet fall out of vital parts of quilts without provocation?
7. Why does chocolate make piecing go faster, if more messily?
8. Why does one always make the final cut on binding just a half inch too short to join up after very careful measuring?
9. Was embellishment a trend constructed by out-of work button manufactures after their destruction of Velcro factories failed?
10. Why does every list since Dave Letterman have to contain 10 items?