

HERRING RUN QUILTERS' GUILD

Volume 20 Issue 4

December, 2008

Greetings Ladies,

What inspires you to quilt? Is it the cool, crisp air of autumn, the vibrant hues dotting the landscape, or perhaps the upcoming holidays?

Quilt shop hops can provide great inspiration. This past August Minnesota sponsored a statewide quilt shop hop. The state was divided into seven regions with a total of 94 stores participating. WOW! I had the pleasure of being there for 5 days and visiting 6 quilt shops with my sister and niece.

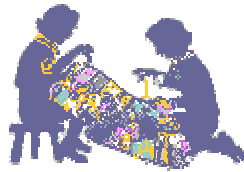
My sister has been a dressmaker for years and took up quilting several years ago after a few lessons from me. My niece, however, has never done any type of needlework or sewing. After receiving a memory quilt for her daughter (made by her mother), my niece was inspired.

Two lifelong sewers were let loose with a novice in six quilt shops to purchase fat quarters, preprinted panels, yardage, and templates. We had a blast oohing and aahing over just everything in each store. The best part was that my niece became inspired. She now has projects in mind. Very exciting!

So no matter where the inspiration comes from remember to go for the gusto. Quilting is an addiction and should never be ignored!

Sharon-Lee

**HRQG Board
2007-2008**



Coordinator	Sharon Lee Noble
Vice Coord.	Susan Bernard
Treasurer	Sue Hart
Secretary	Wendy Morgan

Committees:

Block of the Month	Clare Corbet Mary Nagel
Charity	Nancy McLean Charlene Shultz
Historian	Ellen Patroliia
Hospitality	Olivia Baldwin
Library	Pat Sudimack
Membership	Janet Bernault Clare Corbett
Monthly Raffle	Sheila Barry Christine Moriarty
NE Quilt Museum Representatives	Betsy Jackson Ena Flynn
Newsletter	Debra Hayes Kate McCue Day Joyce Wentland Nancy Roberston
Website Manager	Anne Marie Stanton Mary Ann Karpinski
Workshop Programs	Betsy Jackson

Editor's Corner: All newsletter submissions are edited for clarity and length. Please contact me:

Debra Hayes
94 Tower Rd.
Hingham, MA 02043
781-741-8692
debhayes@comcast.net

Herring Run Quilters Guild Meetings:

Held on the first Saturday of the month (except for our September and December meetings), at 9:30 am. We currently meet at the United Hill Methodist Church in Norwell, Ma.

Final meeting date: 2008
Dec 13.

www.herringrunquiltguild.com

***HRQG Meeting Minutes
September, October and
November 2008***

Submitted by Wendy Morgan

Block of the Month:

Clare Corbet and Mary Nagle are the new co-chairs. Thank you to Joan for her great leadership and artistic endeavors this past year.

Bylaws:

Please see our website and review our bylaws. We will discuss them at the December meeting and will vote at our January meeting. Members without email should have received them in the mail. **Please bring** your own copy with you to December's meeting.

Charity:

A special request from Pat Sudimack: I received a call from a friend of mine who lives in Kingston. She is involved with a group called Quilts for Kids. They have their fabric donated, but they are looking for batting. She asked if any of our members could donate any unused batting or remnants that they might have left over from a project. The organization's website is www.quiltsforkids.org and their email is: southofbostonquiltsforkids@verizon.net

Also needed: quilts for 2 boys ages 7/8 and 9 whose home was lost to fire.

Children's Hospital in Ghana is requesting quilts for young children. Pre-printed panels with flannel backing is fine, 40x50, without batting.

Carol Callahan's daughter was present at the November meeting and donated fabric for use in our Charity Quilts. Nancy McLean and Charlene Shultz will make up fabric kits to be used.

Heartbeat's in Hyannis is running a "special", if you purchase \$100 you can receive \$50 of FREE merchandise. The board voted \$150 to be used for Charity Quilt supplies.

2009 Get-a-Way WEEKEND Update:

Make your reservations under Herring Run Quilt Guild. If you would like to add Thursday night use your reservation number to do so. You may also go on the web and check the rates, they may be lower. There are 2 classes: \$40 each- Picture Quilt and Rangely Star. Included: Friday night meal and speaker,

Saturday breakfast and lunch, Sunday breakfast. Please pay ahead. We have a "roommates and rides-wanted" list.

Hospitality:

December is our annual Holiday Brunch! Every member is requested to bring their favorite brunch goodie whether savory or sweet.

January volunteers needed; please remember that it is every member's responsibility to bring a food item at least once during the year.

Library News:

Submitted by Pat Sudimack
We now have more shelf space to organize our books and videos.

Membership:

We are now full with 150 members, and have a waiting list eager to join! Please remember to wear your name badges. There is a \$1 fee for those who forget. You can see Janet Bernault for the badge pattern.

Tracey MacKenzie has ordered 200 pins with the HRQG logo. The cost will be \$5; old pins are still available at #3 closeout.



Member News Patchwork:

Birthday Block Swap

Submitted by Anne Marie Stanton

This is a commitment for a year to make a 100% cotton block for each member in the group with the member choosing the pattern. It is a chance to do things you might not have tried by yourself and it is great fun when you receive your requested blocks. To be fair, if you join, you need to give each block your best effort, even if it may be beyond your personal taste or comfort zone!

Each Birthday Girl is responsible for directions and templates to each member, as well as any special instructions (i.e. please use only batiks in your block) we will use our own fabrics, that are NOT supplied by the BG! This group will be organized in December so the exchange can begin at the start of the year and usually has between 8-12 participants.

Next January (2010), we would have a group get-together to see what each person received and just what ideas spring forth for the layout of the precious quilt top. Can Show and Tell be far behind!!!

If you are interested in doing this, please send an e-mail to Anne Marie Stanton at: amisha123@aol.com. She will respond directly to you, and we will see who is interested. If the response goes beyond 12, we can have additional groups!

Labyrinth quilt

Anne Marie Stanton showcased a beautiful quilt which she made for her parents with a labyrinth design. The labyrinth design she used is actually

from a church in Chartres Cathedral in France.

Here is the beautiful labyrinth quote she used.

“A labyrinth is an ancient symbol that relates to wholeness. It combines the imagery of the circle and the spiral into a meandering but purposeful path. It represents a journey to our own center and back again out into the world. Much the same can be said for marriage. We enter the labyrinth at the beginning, often taking wrong turns, and hitting dead ends. Working together to find our way, using patience, endurance, and love, we finally come to the center.”

For more information:

www.allsaintschurchworc.org/labyrinth.html

Also stop by the Old Ship church in Hingham to walk their labyrinth. Call the church for hours and dates.



Silk Scarf Quilt

Submitted by Nancy Robertson.

At the November meeting I showed a quilt I'd made using a silk scarf I bought at a shop in Sandwich that sells items made by women from around the world who have been freed from some kind of slavery. I couldn't remember the name! Here it is - Emancipation Imports, 172 Rt. 6A, Sandwich. The group is called The Emancipation Network and their website is www.madebysurvivors.com or www.emancipationnetwork.org

Recipe Corner:

Nancy Robertson's Low fat Lemon Cheesecake:

¼ cup graham cracker crumbs
2 (8 oz.) low fat cream cheese, (softened).
1 cup sugar
2/3 cup egg substitute
Yogurt Cheese made from a large container of plain yogurt [put a strainer over a bowl, put a layer of coffee filters or paper towels in strainer, dump whole large container of yogurt onto paper and let drain in refrigerator overnight, discard liquid]
2 tsp. vanilla
1 tsp. grated lemon peel
1 Tbs. lemon juice

Heat oven to 350°. Spray 9" spring form pan with Pam.

Sprinkle bottom with crumbs. Refrigerate.

In large bowl, beat cream cheese until smooth. Gradually add sugar, beating until smooth. Add remaining ingredients, beating until smooth. Pour into pan.

Bake for 50-60 minutes or until edges are set. (To minimize cracking, place shallow pan half full of hot water on lower oven rack during baking.)

Remove from oven; cool to room temperature on wire rack. Add fruit topping [see below].

Refrigerate 6 hours or overnight.

Fruit Topping

1- 10 oz. jar of raspberry jam or any flavor, depending on the fruit you use. Fresh fruit to cover the top -I used blueberries and raspberries.


Melt jam over low heat in small pan on stove.

Place fruit on top of cheesecake.

Pour melted jam over fruit to cover.

Cool in refrigerator [see above],

Serves 8-12.



Reader's Corner:

by Kate McCue-Day
I wanted to take this opportunity

to introduce you all to two mystery series that you may or may not be familiar with. The reason I chose these two series is because both have an underlying quilt theme to them (some more than others).

The first is by Rett Macpherson. Her first book in the series is called Family Skeletons. This is the introduction of main character Victory "Torie" O'Shea a genealogist and historian living in rural Missouri. In this book she is dragged


into a murder case when Norah Zumwalt hires her to trace her family tree but winds up dead. To make matters worse it is Torie who finds her body. In comes Sheriff Brooke to investigate the crime and these two do not get along at all! This is a very fun, quick read and is sure to get you wanting to read the others in the series.



Click here to order

I would guess that many of you are familiar with Earlene Fowler because her books would get your attention seeing as all her titles are quilt patterns! However, if you do not know her books you are in for a huge treat!!

Definitely read them in order starting with Fool's Puzzle, the first of 13 Benni Harper mysteries. All of her books also have a slight quilt theme to them. I have actually had the pleasure of meeting Earlene on a number of occasions and she is an absolute hoot and a quilter! All the Benni Harper books take place in central California, many on the family ranch. The characters of these books are what really keep the reader hooked. From Benni herself to her charming husband Gabe to her hilarious grandmother you wish were yours, all the characters are endearing. These books too are a very fast read and I am always sad to finish one. They are also a tad silly in that poor Benni is always stumbling across some crime or other. They remind me of a modern "Murder She Wrote"!



Once you read all her books you can get

The Benni Harper Quilt Album and make all the quilts she mentions in her books! Also check out her web site:

www.earlenefowler.com

Road Trip:

Submitted by Debra Hayes.

While en route to Lowell Quilt Festival this summer I took a little detour. After all what are vacation days off of work for? I had always wanted to visit this little quilt store ever since Pat D'Alessandro of Tumbleweeds in Pembroke told me about it.

It's the Quilted Crow in Boxborough which is a leisurely one hour (about) drive north from Boston. Chosen as one of the Fall 2004 featured shops for Better Homes and Gardens Quilt Sampler Magazine.

Well worth the trip as right next door is a quaint, roughly hewn tea shop. At the tea shop I enjoyed a delicious Panini sandwich with gazpacho soup and a yummy desert. Next time I will call ahead and reserve a 2 PM tea time.

The quilt shop offers: folksy fabrics, penny rugs, wool roving, BOM of the month-their newest is Jan Patek's Girl Gang Quilt, "favorite things"; and punch needle embroidery. Their website is brimming with additional news and clubs.

www.thequiltedcrow.com

www.thetepotcafe.com

Monthly Raffle:

Submitted by Christine Moriarty.
Last year the raffle baskets took in \$500.
Shoppers are limited to \$40, if you
would like to be a shopper, please see
either Christine or Sheila Barry.

September---our shopper was Sharon
Lee Noble who brought a charming wine
basket filled with four half yards of wine
related fabrics, a book "Wine Country
Quilts" and a bottle of wine. The winner
was newcomer Janice Smith.

October ---- our shopper was Clare
Corbett who filled a fall colored basket
with lovely fall inspired fabrics, a little
scarecrow, a reversible cutting/ironing
board and a fun book of quilting titled
"Slice and Dice 'em". The winner was
Janet Dignan.

November---Our shopper was Nancy
Quilty who wrapped up a festive painted
tin filled with a jellyroll of Christmas
fabrics, a book to give ideas for
Christmas quilts, a little nutcracker, a
holiday candle and of course, some
chocolate. The happy winner was
Charlene Schultz.

New England Quilt Museum:

Submitted by Debra Hayes.
Please note the following informational
article was copied word for word from
the NE Quilt Museum website.

Remember when Vivian Sayre attended
our meeting and wowed us with her
expertise in documenting our historical
quilts? Well now you can visit an
exhibition curated by her:

Massachusetts: Our Common Wealth

July 17 - September 20, 2009

The [Massachusetts Quilt Documentation
Project](#) encourages the study and
preservation of quilts and
demonstrations that these textiles convey
important insights about the lives of
Massachusetts women from the colonial
period to the present. This exhibition
features a rich selection
of quilts discovered in Massachusetts.
Curated by Vivien Sayre.

Quilt show update:

2008 quilt show committee - Please
don't forget to email, mail or hand in
your reports to Nancy Robertson or Sue
Hart ASAP!

Special thanks-

I would like to thank the Past Viewers
Choice Quilters: Lynn Flaherty, Joyce
Archer, Renee Roberts, Betsy Millard,
Penny Myles and Eleanor Meaney's
family for allowing the Herring run
Quilter's Guild to display their
outstanding quilts. It was a wonderful
exhibit of piecing, appliqué, and hand
quilting, and as a quilt guild we should
be very proud of these quilters; a group
of seven quilters that I am proud to be a
part of. Thank you and Happy Quilting
to all...Tracey Mackenzie, Past Viewers
Choice Exhibit Coordinator.



And the winners are:

Wall hangings

- 1st My Son's House by Lorraine McDermott
- 2nd Homage to Friends by Betsy Jackson
- 3rd Delft Blue by Flo Bailey

Lap Quilts

- 1st Dream Garden by Lois Roberts
- 2nd Here Kitty, Kitty by Edith Neil
- 3rd Carpenter's Wheel by Betsy Millard

Quilts

- 1st BEST OF SHOW Floral Fantasy by Flo Bailey
- 2nd Sister's Scope by Penny Myles
- 3rd Wool Blossoms by Ena Flynn

Vendor Awards

Emma's Quilt Cupboard- Precision Piecing
Forever Autumn by Sue Hart

The Quilt Gallery-Hand Quilting
Through the Garden Gate by Betsy Jackson

Stardust Fabrics-use of focus fabric
Sophie's Lilacs by Charlene Shultz

Stardust Fabrics-use of color
Sisters Scope by Penny Miles

American Folk Art-machine appliqué
My Son's House by Lorraine McDermott

Tumbleweed Quilts-creative quilting
Odds & Ends by Joyce Archer

Sleeping Cat Patterns- hand appliqué
My first Baltimore by Mary Ann
Karpinski

Follow that Thread- use of thread
Wool Blossoms by Ena Flynn

Ann's Fabric-machine quilting
Star Happy by Sharon Ducey

We Got Buttons-embellishing
Summer Fun by Janice Smith

Quilt Challenge Awards

1st -10 Chicks Talking by Tracy Mackenzie

2nd - The Purrfect Ten Cat Band by Mary Ann Karpinsky

3rd - 10 Koi by Penny Myles

4th - How do You Count to Ten by Sharon Noble

5th - 10 Cats by Nancy McInain

Treasurer's request & thanks:

Submitted by Sue Hart.

Full report to come in December. In an effort to keep current the financial status of the guild, any and all receipts for reimbursement need to be turned in promptly but no later than 90 days after use. If there are any questions regarding this policy please come to a board meeting where it can be discussed.

A large thank you is extended to the Church Hill Methodist Church for allowing this guild to use its hall free of charge for the Jennie Rayment workshop which was held in September. The workshop was fabulous and the evening lecture was outrageous.

Workshops and Programs:

The month of January is our in-house workshops, if you are willing to teach please sign up and bring a materials list to the December meeting.



Betsy Jackson will be leaving the program/workshop coordinator position in June. Programs are lined up into fall/winter of 2009. How about volunteering for this "pain in the pin cushion" job by stitching together a couple of gal pals to take on this vital challenge?

Special Programs Survey:

Submitted by Betsy Jackson. Please complete the survey and bring it with you to the December meeting. Leave at the membership desk.

HRQG Program Survey

Signature optional:

How long have you been a member? _____

How many workshops have you taken through the guild ?

None _____

Several _____

Many _____

We currently charge approx. \$30.00 to cover expenses. Do you think this is a fair charge?

What topics or classes would you like to see offered in the future?

Would you miss the 1/2 day workshops if we eliminated them and concentrated on lectures/trunk shows at each meeting? _____

Where are you on your quilting “journey”? (Don’t be shy!)

Beginner _____

Intermediate _____

Advanced _____

On the reverse side, please list classes and/or lectures you would like to see offered in the future. What skills or interests do you have that you would like additional experience with?

Please note any quilting skills/projects that you would be willing to share at a members’ workshop meeting.

Are you willing to serve on the Programs committee next year? _____

Other comments re: HRQG programs: _____



***Herring Run
Quilters' Guild***
C/O Debra Hayes
94 Tower Rd.
Hingham, MA 02043